


PowerLoc™

FLOATING SYSTEM




PowerLoc is a hybrid of our ever popular ScissorLoc and PowerSleeper systems. The combination of these systems delivers a dimensionally stable floor with excellent ventilation capabilities. Our optional PowerVent™ system adds a feature to detect moisture and start drying the system with mechanical airflow. PowerLoc's uniform performance makes it a good selection for new and retrofit sports floor applications.



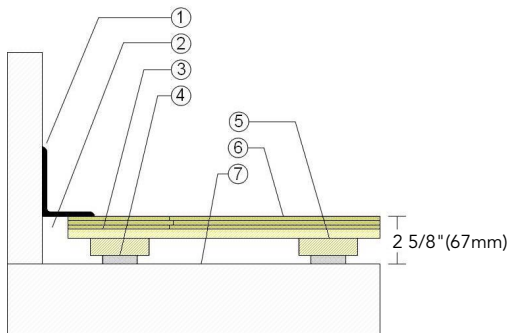
PowerLoc

PowerLoc is a hybrid of our ever popular ScissorLoc and PowerSleeper systems. The floor is a good selection for new and retrofit sports floor applications.



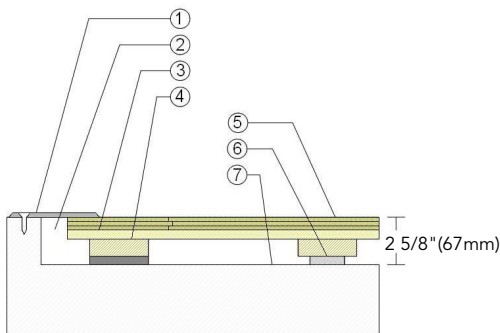
1. Infinity MFMA Maple
2. 1/2" x 5-1/2" (12mm x 140mm) Dimensional Pine
3. Pre-Engineered Plywood Sleeper
4. ECO Resilient Pad

WALL BASE



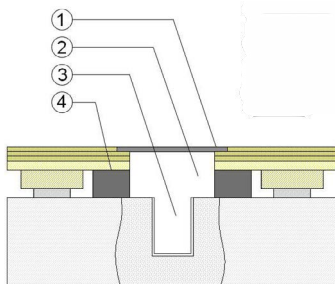
1. 3" x 4" (76mm x 101mm) Vent Cove Base
2. 1-1/2" (38mm) Min. Expansion Space
3. 1/2" x 5-1/2" (12mm x 140mm) Pine Subfloor
4. 1/2" (12mm) ECO Resilient Pad
5. Engineered Plywood Sleeper
6. 25/32" (20mm) MFMA Maple Flooring
7. Vapor Retarder

THRESHOLD



1. 1/4" (6mm) Aluminum Threshold
2. 1-1/2" (38mm) Min. Expansion Space
3. 1/2" x 5-1/2" (12mm x 140mm) Pine Subfloor
4. Engineered Plywood Sleeper with Solid Blocking Attached
5. 25/32" (20mm) MFMA Maple Flooring
6. 1/2" (12mm) ECO Resilient Pad
7. Vapor Retarder

EQUIPMENT



1. Floor Plate
2. 1-1/2" (38mm) Min. Expansion Space at all Inserts & Electrical Penetrations
3. Concrete Floor Penetration
4. Solid Blocking at Insert

Green Status
and LEED
Contributors



- FSC® Certified Maple - MR
- FSC® Certified Subfloor Components - MR
- Environmental Quality - EQ
- Regional Materials - MR

Resilience

1/2" (12mm) ECO Pad
**Other pad options available.*

Slab
Depression

- 25/32" (20mm) flooring
-2 5/8" (67mm)

Optional
PowerLoc
Systems

Anchored PowerSleeper™
Anchored PowerSleeper™ SE
Anchored PowerLoc
Anchored PowerLoc LP

Optional
Protection
System

PowerVent™ Airflow
System

Subfloor
Construction

Engineered Sleeper and
Subfloor

System Type

Floating

Testing
Laboratory
Partners



It is the policy of Infinity Wood Floors to continuously improve its line of products. Therefore, Infinity Wood Floors reserves the right to change, modify or discontinue systems, specifications and accessories of all products at any time without notice or obligation to purchaser.



see us at
Sweets.com

