

Anchored PowerSleeper™ SE

FIXED RESILIENT SYSTEMS

Aacer's Anchored PowerSleeper™ SE is a system that fully engages the resilient pad inside a steel channel ensuring uniform performance and increased structural stability. It is suitable for new and retrofit sports floor applications and commercial projects.



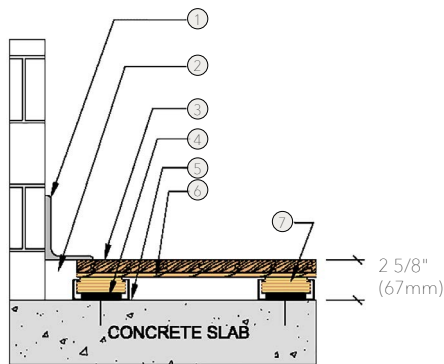
Anchored PowerSleeper™ SE

Anchored PowerSleeper™ SE is an uniform and stable floor system. It is perfect for new and retro fit projects. This floor system can be shimmed for uneven substrates.



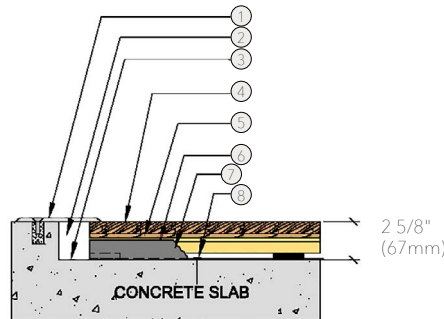
- | | |
|---|-------------------------------------|
| 1. Precision-milled Aacer Maple | 4. Resilient Pad |
| 2. 15/32" (12mm) NOM. Exposure 1, APA Rated Sheathing | 5. 6 mil Polyethylene Vapor Barrier |
| 3. Pre-Engineered Steel Encased (SE) Plywood Sleeper | 6. Steel Concrete Anchor |

WALL BASE



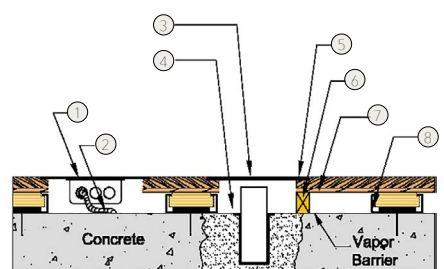
- 3" x 4" (76mm x 101mm) Vent Cove Base
- 2" (51mm) Min. Expansion Space
- MFMA Maple Flooring 25/32" x 2 1/4" (20mm x 57mm)
- Resilient Pad
- Vapor Barrier
- 15/32" (12mm) Underlayment
- Pre-Engineered SE Plywood Sleeper

THRESHOLD



- 1/4" (6mm) Aluminum Threshold
- 2" (51mm) Min. Expansion Space
- Vapor Barrier
- MFMA Maple Flooring 25/32" x 2 1/4" (20mm x 57mm)
- 15/32" (12mm) Underlayment
- Pre-Engineered SE Plywood Sleeper
- Steel Encasement
- Steel Concrete Anchor

EQUIPMENT



- Flush Electrical Box or Scorer's Box
- Flexible Conduit
- Floor Plate
- 1 1/2" (38mm) Min. Expansion Space Required at all Insert & Electrical Penetrations
- MFMA Maple Flooring 25/32" x 2 1/4" (20mm x 57mm)
- Solid Blocking at Floor Insert Penetration
- 15/32" (12mm) Underlayment
- Steel Encasement

Anchorage

Certified



Green Status and LEED Contributors



- FSC® Certified Maple - MRC7
- FSC® Certified Subfloor Components - MRC7
- EQ - 4.2
- Regional Materials - MRC5.1 & 5.2

Resilience

TriPower™ Pad

Optional Version

Other pad options available. Contact your Regional Sales Manager.

Slab Depression

- 1/2" (12mm) TriPower™ Pad
- 25/32" (20mm) flooring – 2 5/8" (67mm)
 - 33/32" (26mm) flooring – 2 7/8" (73mm)

System Type

Fixed Resilient / Floating

Optional Construction

Contact your Regional Sales Manager for system configurations.

Subfloor Construction

Sleeper Plywood

Testing Laboratory



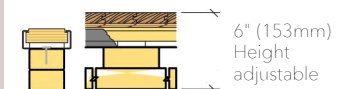
Warranty

Lifetime available

*Option

Retrofit with optional Truss easily adjusted to required slab depressions.

*Optional Truss



It is the policy of Aacer Flooring to continuously improve its line of products. Therefore, Aacer Flooring reserves the right to change, modify or discontinue systems, specifications and accessories of all products at any time without notice or obligation to purchaser.



see us at Sweets.com

